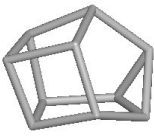
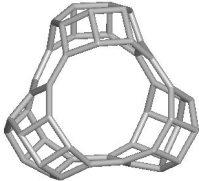




MEI $P6_3/m$

$2[3.4^3.5^3]+[4^{12}.5^6.7^6.12^2]$

4 7 6 2

TILES

Face symbol:	$[3.4^3.5^3]$	$[4^{12}.5^6.7^6.12^2]$
		
V, E, F:	(10, 15, 7)	(48, 72, 26)
Symmetry:	3..	$\bar{6}$..
Wyckoff:	4f	2a
Label:	t-mei 	t-meg 

Special features: *simple*

TILING

